



Perfect sparkle, reliable life

MASTERColour CDM-T Elite MW

The medium wattage lighting system that gives superior, longer-lasting white light for both indoor and outdoor use

Benefits

- High quality sparkling white light
- Highest energy saving and lowest cost of ownership
- Reduced energy consumption/CO₂ emission
- Dimmable

Features

- Very high-quality white light with excellent colour rendering
- Long reliable lifetime combined with highest system efficacy
- New socket design makes lamp extremely compact and improves efficiency
- New electronic gear platform

Application

- Outdoor; floodlighting of buildings and other interesting structures. Illumination of roads and pedestrian areas, public spaces, car parks, petrol stations etc.
- Indoor; larger (high-bay) retail outlets, warehouses, manufacturing facilities etc.

Warnings and Safety

- Use only in totally enclosed luminaire, even during testing, except for protected versions with PGZX18 cap, which are designed for open luminaires (IEC61167, IEC 62035, IEC60598)
- The luminaire must be able to contain hot lamp parts if the lamp ruptures
- Use only with electronic control gear
- Control gear must include end-of-life protection (IEC61167, IEC 62035)
- A lamp breaking is extremely unlikely to have any impact on your health. If a lamp breaks, ventilate the room for 30 minutes and remove the parts, preferably with gloves. Put them in a sealed plastic bag and take it to your local waste facilities for recycling. Do not use a vacuum cleaner.

MASTERColour CDM-T Elite MW

Versions

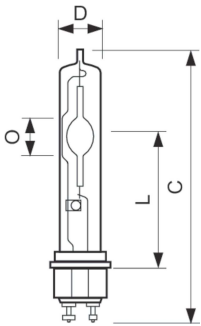


PGZ18, T9 (TMW28), Clear



PGZX18., T12, Clear, Protected

Dimensional drawing



Product	D	D	C		
CDM T12 ELITE 210W/942/U/O EU	1.5 in	38 mm	193 mm		
MASTERColour CDM-TMW Elite	29 mm	1.1 in	28 mm	188	186
315W/942 1CT/12				mm	mm
CDM-T Elite 315W/942 PGZ18.1CT/12	29 mm	1.1 in	28 mm	188	186
				mm	mm
CDM-T Elite 315W/930 PGZ18.1CT/12	29 mm	1.1 in	28 mm	188	186
				mm	mm
CDM ELITE TMW 315/930/U/O EU	1.5 in	38 mm	193 mm		
MASTERColour CDM-TMW Elite	29 mm	1.1 in	28 mm	188	186
210W/942 1CT				mm	mm
MASTERColour CDM-TMW Elite	29 mm	1.1 in	28 mm	188	186
210W/942 1CT/12				mm	mm
CDM-T Elite 210W/930	29 mm	1.1 in	28 mm	188	186
PGZ18.1CT/12				mm	mm
CDM-TP MW 210W/930	1.5 in	38 mm	193 mm		
PGZX18.1CT/12					
CDM Elite TMW 315/942/U/O EU	1.5 in	38 mm	193 mm		
MASTERColour CDM-TMW Elite	29 mm	1.1 in	28 mm	188	186
210W/930 1CT/12				mm	mm
MASTERColour CDM-TMW Elite	29 mm	1.1 in	28 mm	188	186
315W/930 1CT/12				mm	mm

Operating and Electrical

Re-ignition Time (Min) (Max) 10 min

General Information

Life To 50% Failures (Nom) 30000 h

Operating Position UNIVERSAL

Mechanical and Housing

Bulb Finish Clear

Approval and Application

MASTERColour CDM-T Elite MW

Order Code	Full Product Name	Energy	Mercury	Picogram Per Lumen Hour
		Consumption kWh/1000 h	(Hg) Content (Max)	
928601164631	CDM-T Elite 315W/930 PGZ18.1CT/12	316 kWh	28 mg	27.1 pg/lm.h
928601164634	MASTERColour CDM-TMW Elite 315W/930 1CT/12	347 kWh	28 mg	27.1 pg/lm.h
928601164731	CDM-T Elite 210W/930 PGZ18.1CT/12	210 kWh	24 mg	40.4 pg/lm.h
928601164734	MASTERColour CDM-TMW Elite 210W/930 1CT/12	231 kWh	24.5 mg	40.4 pg/lm.h
928601164831	CDM-T Elite 315W/942 PGZ18.1CT/12	316 kWh	25 mg	25 pg/lm.h
928601164834	MASTERColour CDM-TMW Elite 315W/942 1CT/12	347 kWh	25 mg	25 pg/lm.h

Order Code	Full Product Name	Energy	Mercury	Picogram Per Lumen Hour
		Consumption kWh/1000 h	(Hg) Content (Max)	
928601164931	MASTERColour CDM-TMW Elite 210W/942 1CT	210 kWh	23 mg	40.3 pg/lm.h
928601164934	MASTERColour CDM-TMW Elite 210W/942 1CT/12	231 kWh	25 mg	40.3 pg/lm.h
928601167031	CDM-TP MW 210W/930 PGZX18.1CT/12	210 kWh	23.7 mg	53 pg/lm.h
928601167131	CDM ELITE TMW 315/930/U/O EU	316 kWh	28 mg	44.4 pg/lm.h
928601167231	CDM T12 ELITE 210W/942/U/O EU	231 kWh	25 mg	60.7 pg/lm.h
928601167331	CDM Elite TMW 315/942/U/O EU	316 kWh	25 mg	39.0 pg/lm.h

Controls and Dimming

Order Code	Full Product Name	Dimmable
928601164631	CDM-T Elite 315W/930 PGZ18.1CT/12	No
928601164634	MASTERColour CDM-TMW Elite 315W/930 1CT/12	-
928601164731	CDM-T Elite 210W/930 PGZ18.1CT/12	No
928601164734	MASTERColour CDM-TMW Elite 210W/930 1CT/12	-
928601164831	CDM-T Elite 315W/942 PGZ18.1CT/12	No
928601164834	MASTERColour CDM-TMW Elite 315W/942 1CT/12	-

Order Code	Full Product Name	Dimmable
928601164931	MASTERColour CDM-TMW Elite 210W/942 1CT	No
928601164934	MASTERColour CDM-TMW Elite 210W/942 1CT/12	-
928601167031	CDM-TP MW 210W/930 PGZX18.1CT/12	No
928601167131	CDM ELITE TMW 315/930/U/O EU	No
928601167231	CDM T12 ELITE 210W/942/U/O EU	-
928601167331	CDM Elite TMW 315/942/U/O EU	No

Operating and Electrical

Order Code	Full Product Name	Voltage	Voltage	Voltage	Power
		(Max)	(Min)	(Nom)	(Rated) (Nom)
928601164631	CDM-T Elite 315W/930 PGZ18.1CT/12	115 V	90 V	100 V	315.9 W
928601164634	MASTERColour CDM-TMW Elite 315W/930 1CT/12	115 V	90 V	100 V	315.9 W
928601164731	CDM-T Elite 210W/930 PGZ18.1CT/12	115 V	90 V	100 V	210.0 W
928601164734	MASTERColour CDM-TMW Elite 210W/930 1CT/12	115 V	90 V	100 V	210.0 W
928601164831	CDM-T Elite 315W/942 PGZ18.1CT/12	115 V	85 V	100 V	315.9 W
928601164834	MASTERColour CDM-TMW Elite 315W/942 1CT/12	115 V	85 V	100 V	315.9 W

Order Code	Full Product Name	Voltage	Voltage	Voltage	Power
		(Max)	(Min)	(Nom)	(Rated) (Nom)
928601164931	MASTERColour CDM-TMW Elite 210W/942 1CT	115 V	90 V	98 V	210.0 W
928601164934	MASTERColour CDM-TMW Elite 210W/942 1CT/12	115 V	90 V	98 V	210.0 W
928601167031	CDM-TP MW 210W/930 PGZX18.1CT/12	115 V	90 V	100 V	210.0 W
928601167131	CDM ELITE TMW 315/930/U/O EU	115 V	90 V	100 V	315.9 W
928601167231	CDM T12 ELITE 210W/942/U/O EU	120 V	90 V	105 V	210.0 W
928601167331	CDM Elite TMW 315/942/U/O EU	115 V	90 V	100 V	315.9 W

General Information

MASTERCcolour CDM-T Elite MW

Order Code	Full Product Name	Cap-Base	Life To 10% Failures (Nom)	Life To 5% Failures (Nom)
928601164631	CDM-T Elite 315W/930 PGZ18.1CT/12	PGZ18	16000 h	12500 h
928601164634	MASTERCcolour CDM-TMW Elite 315W/930 1CT/12	PGZ18	16000 h	12500 h
928601164731	CDM-T Elite 210W/930 PGZ18.1CT/12	PGZ18	16000 h	12500 h
928601164734	MASTERCcolour CDM-TMW Elite 210W/930 1CT/12	PGZ18	16000 h	12500 h
928601164831	CDM-T Elite 315W/942 PGZ18.1CT/12	PGZ18	16000 h	12500 h
928601164834	MASTERCcolour CDM-TMW Elite 315W/942 1CT/12	PGZ18	16000 h	12500 h

Order Code	Full Product Name	Cap-Base	Life To 10% Failures (Nom)	Life To 5% Failures (Nom)
928601164931	MASTERCcolour CDM-TMW Elite 210W/942 1CT	PGZ18	16000 h	12500 h
928601164934	MASTERCcolour CDM-TMW Elite 210W/942 1CT/12	PGZ18	16000 h	12500 h
928601167031	CDM-TP MW 210W/930 PGZX18.1CT/12	PGZX18	12000 h	10000 h
928601167131	CDM ELITE TMW 315/930/U/O EU	PGZX18	12000 h	10000 h
928601167231	CDM T12 ELITE 210W/942/U/O EU	PGZX18	12000 h	10000 h
928601167331	CDM Elite TMW 315/942/U/O EU	PGZX18	12000 h	10000 h

Luminaire Design Requirements

Order Code	Full Product Name	Bulb Temperature (Max)
928601164631	CDM-T Elite 315W/930 PGZ18.1CT/12	700 °C
928601164634	MASTERCcolour CDM-TMW Elite 315W/930 1CT/12	700 °C
928601164731	CDM-T Elite 210W/930 PGZ18.1CT/12	600 °C
928601164734	MASTERCcolour CDM-TMW Elite 210W/930 1CT/12	600 °C
928601164831	CDM-T Elite 315W/942 PGZ18.1CT/12	700 °C
928601164834	MASTERCcolour CDM-TMW Elite 315W/942 1CT/12	700 °C

Order Code	Full Product Name	Bulb Temperature (Max)
928601164931	MASTERCcolour CDM-TMW Elite 210W/942 1CT	600 °C
928601164934	MASTERCcolour CDM-TMW Elite 210W/942 1CT/12	600 °C
928601167031	CDM-TP MW 210W/930 PGZX18.1CT/12	550 °C
928601167131	CDM ELITE TMW 315/930/U/O EU	550 °C
928601167231	CDM T12 ELITE 210W/942/U/O EU	550 °C
928601167331	CDM Elite TMW 315/942/U/O EU	550 °C

Light Technical (1/3)

Order Code	Full Product Name	Chromaticity Coordinate X (Nom)	Chromaticity Coordinate Y (Nom)	Color Code	Color Designation	Correlated Color Temperature (Max)	Correlated Color Temperature (Min)	Correlated Color Temperature (Nom)
928601164631	CDM-T Elite 315W/930 PGZ18.1CT/12	0.434	0.398	930	Warm White (WW) -	-	-	3000 K
928601164634	MASTERCcolour CDM-TMW Elite 315W/930 1CT/12	0.429	0.398	930	Warm White (WW) -	-	-	-
928601164731	CDM-T Elite 210W/930 PGZ18.1CT/12	0.434	0.398	930	Warm White (WW) -	-	-	3000 K
928601164734	MASTERCcolour CDM-TMW Elite 210W/930 1CT/12	0.438	0.399	930	Warm White (WW) -	-	-	-
928601164831	CDM-T Elite 315W/942 PGZ18.1CT/12	0.371	0.366	942	Cool White (CW) -	-	-	4200 K
928601164834	MASTERCcolour CDM-TMW Elite 315W/942 1CT/12	0.376	0.379	942	Cool White (CW) -	-	-	4140 K
928601164931	MASTERCcolour CDM-TMW Elite 210W/942 1CT	0.371	0.366	942	Cool White (CW) -	-	-	4200 K
928601164934	MASTERCcolour CDM-TMW Elite 210W/942 1CT/12	0.381	0.374	942	Cool White (CW) -	-	-	3960 K
928601167031	CDM-TP MW 210W/930 PGZX18.1CT/12	0.434	0.398	930	Warm White (WW) -	-	-	3000 K
928601167131	CDM ELITE TMW 315/930/U/O EU	0.434	0.398	930	Warm White (WW) -	-	-	3000 K
928601167231	CDM T12 ELITE 210W/942/U/O EU	0.381	0.374	942	Cool White (CW) - K	- K	- K	3960 K

MASTERCLOUR CDM-T Elite MW

Order Code	Full Product Name	Chromaticity	Chromaticity	Color		Correlated Color	Correlated Color	Correlated Color
		Coordinate X (Nom)	Coordinate Y (Nom)	Code	Color Designation	Temperature (Max)	Temperature (Min)	Temperature (Nom)
928601167331	CDM Elite TMW 315/942/U/O EU	0.371	0.366	942	Cool White (CW)	-	-	4200 K

Light Technical (2/3)

Order Code	Full Product Name	Color		Lumen		Lumen Maintenance 12000 h (Nom)	Lumen Maintenance 2000 h (Nom)	Lumen Maintenance 20000 h	Lumen Maintenance 40% Life	Lumen Maintenance 5000 h (Nom)
		Color Rendering Index (Min)	Color Rendering Index (Nom)	Maintenance 10000 h (Nom)	Maintenance 10% Life					
928601164631	CDM-T Elite 315W/930 PGZ18.1CT/12	87	90	90 %	96 %	89 %	99 %	80 %	89 %	96 %
928601164634	MASTERCLOUR CDM- TMW Elite 315W/930 1CT/12	87	90	90 %	96 %	89 %	99 %	80 %	89 %	96 %
928601164731	CDM-T Elite 210W/930 PGZ18.1CT/12	87	90	91 %	96 %	90 %	98 %	81 %	90 %	93 %
928601164734	MASTERCLOUR CDM- TMW Elite 210W/930 1CT/12	87	90	91 %	96 %	90 %	98 %	81 %	90 %	93 %
928601164831	CDM-T Elite 315W/942 PGZ18.1CT/12	90	93	86 %	96 %	82 %	98 %	81 %	82 %	94 %
928601164834	MASTERCLOUR CDM- TMW Elite 315W/942 1CT/12	90	93	86 %	96 %	82 %	98 %	81 %	82 %	94 %
928601164931	MASTERCLOUR CDM- TMW Elite 210W/942 1CT	89	92	91 %	95 %	90 %	98 %	80 %	90 %	94 %
928601164934	MASTERCLOUR CDM- TMW Elite 210W/942 1CT/12	89	92	91 %	95 %	90 %	98 %	80 %	90 %	94 %
928601167031	CDM-TP MW 210W/930 PGZX18.1CT/12	87	90	84 %	98 %	78 %	98 %	-	88 %	91 %
928601167131	CDM ELITE TMW 315/930/U/O EU	87	90	87 %	98 %	83 %	98 %	80 %	87 %	89 %
928601167231	CDM T12 ELITE 210W/942/U/O EU	89	92	91 %	98 %	91 %	98 %	80 %	92 %	93 %
928601167331	CDM Elite TMW 315/942/U/O EU	87	93	93 %	97 %	91 %	97 %	80 %	95 %	96 %

Light Technical (3/3)

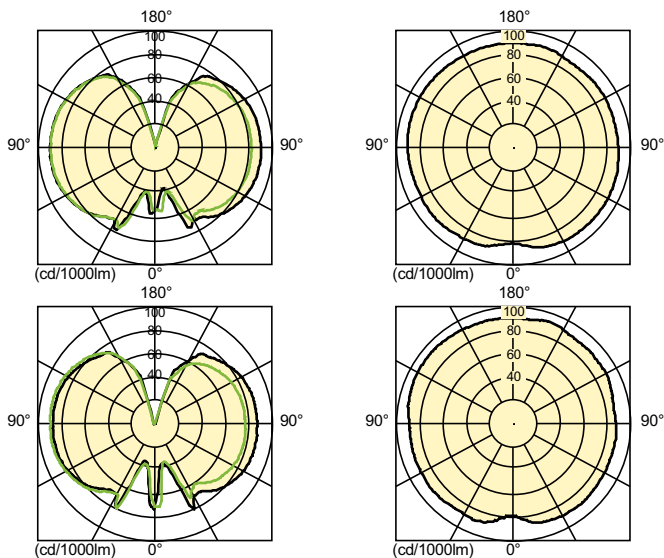
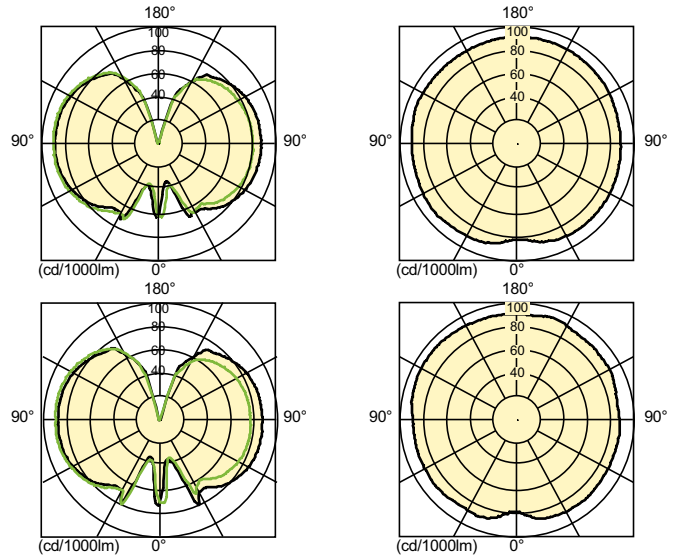
Order Code	Full Product Name	Luminous Efficacy	Luminous Efficacy	Design Mean	Luminous Flux	Luminous Flux	Luminous Flux
		(rated) (Min)	(rated) (Nom)	Lumens	(Nom)	(Rated) (Min)	(Rated) (Nom)
928601164631	CDM-T Elite 315W/930 PGZ18.1CT/12	112 lm/W	120 lm/W	33700 lm	38000 lm	35280 lm	38000 lm
928601164634	MASTERCLOUR CDM-TMW Elite 315W/930 1CT/12	112 lm/W	120 lm/W	33700 lm	-	35280 lm	38000 lm

MASTERCLOUR CDM-T Elite MW

Order Code	Full Product Name	Luminous Efficacy (rated) (Min)	Luminous Efficacy (rated) (Nom)	Design Mean Lumens	Luminous Flux (Nom)	Luminous Flux (Rated) (Min)	Luminous Flux (Rated) (Nom)
928601164731	CDM-T Elite 210W/930 PGZ18.1CT/12	105 lm/W	114 lm/W	21600 lm	24000 lm	22050 lm	24000 lm
928601164734	MASTERCLOUR CDM-TMW Elite 210W/930 1CT/12	105 lm/W	114 lm/W	21600 lm	-	22050 lm	24000 lm
928601164831	CDM-T Elite 315W/942 PGZ18.1CT/12	105 lm/W	112 lm/W	31150 lm	35500 lm	33100 lm	35500 lm
928601164834	MASTERCLOUR CDM-TMW Elite 315W/942 1CT/12	105 lm/W	112 lm/W	31150 lm	-	33100 lm	35500 lm
928601164931	MASTERCLOUR CDM-TMW Elite 210W/942 1CT	98 lm/W	108 lm/W	20470 lm	23000 lm	21000 lm	23000 lm
928601164934	MASTERCLOUR CDM-TMW Elite 210W/942 1CT/12	98 lm/W	108 lm/W	20470 lm	-	21000 lm	23000 lm
928601167031	CDM-TP MW 210W/930 PGZX18.1CT/12	101 lm/W	111 lm/W	21600 lm	23300 lm	21200 lm	23300 lm
928601167131	CDM ELITE TMW 315/930/U/O EU	105 lm/W	115 lm/W	31500 lm	36200 lm	33100 lm	36200 lm
928601167231	CDM T12 ELITE 210W/942/U/O EU	98 lm/W	108 lm/W	20500 lm	-	20600 lm	22800 lm
928601167331	CDM Elite TMW 315/942/U/O EU	99 lm/W	109 lm/W	30780 lm	34300 lm	31200 lm	34300 lm

Mechanical and Housing

Order Code	Full Product Name	Bulb Shape
928601164631	CDM-T Elite 315W/930 PGZ18.1CT/12	TMW28
928601164634	MASTERCLOUR CDM-TMW Elite 315W/930 1CT/12	TMW28
928601164731	CDM-T Elite 210W/930 PGZ18.1CT/12	TMW28
928601164734	MASTERCLOUR CDM-TMW Elite 210W/930 1CT/12	TMW28
928601164831	CDM-T Elite 315W/942 PGZ18.1CT/12	TMW28
928601164834	MASTERCLOUR CDM-TMW Elite 315W/942 1CT/12	TMW28
928601164931	MASTERCLOUR CDM-TMW Elite 210W/942 1CT	TMW28
928601164934	MASTERCLOUR CDM-TMW Elite 210W/942 1CT/12	TMW28
928601167031	CDM-TP MW 210W/930 PGZX18.1CT/12	T12
928601167131	CDM ELITE TMW 315/930/U/O EU	T12
928601167231	CDM T12 ELITE 210W/942/U/O EU	T12
928601167331	CDM Elite TMW 315/942/U/O EU	T12



MASTERColour CDM-T Elite MW

